



You are receiving this Newsletter because you expressed an interest in our software or are currently licensing one or more of our software components. This newsletter provides up-to-date information on the progress of our current developments, new software releases, and details about future developments.

Please also visit our news page for a summary of developments over the past twelve months.

<https://home.brainydata.com/news.htm>

NOTE: NEW SUBSCRIBERS will automatically receive a copy of the last newsletter that we circulated and consequently the date shown at the top of the newsletter may not be current.

---

## Merry Christmas and a Happy New Year

---

### **This is our final Newsletter ...**

... in 2021 and it is a bit later than usual due to us wanting to complete the PDFDevice beta for MS Windows and we have done it and we still had time to work on some additional enhancements for oWrite. More of that below. Our offices will be closed until the 10th of January 2022 for a well deserved break. We at Brainy Data wish all of you a heartfelt

**Merry Christmas and a Happy New Year!**

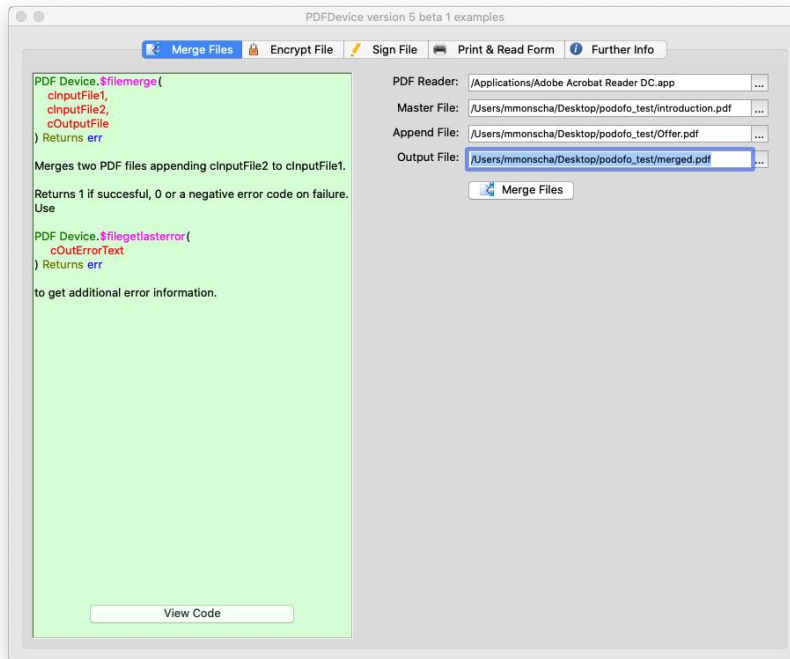


## The Windows beta is now available on request

PDFDevice version 5 beta 1 is for Studio 10.2 only and is available on request (requires a technical support subscription). PDFDevice version 5 adds the following features to Omni Studio Development.

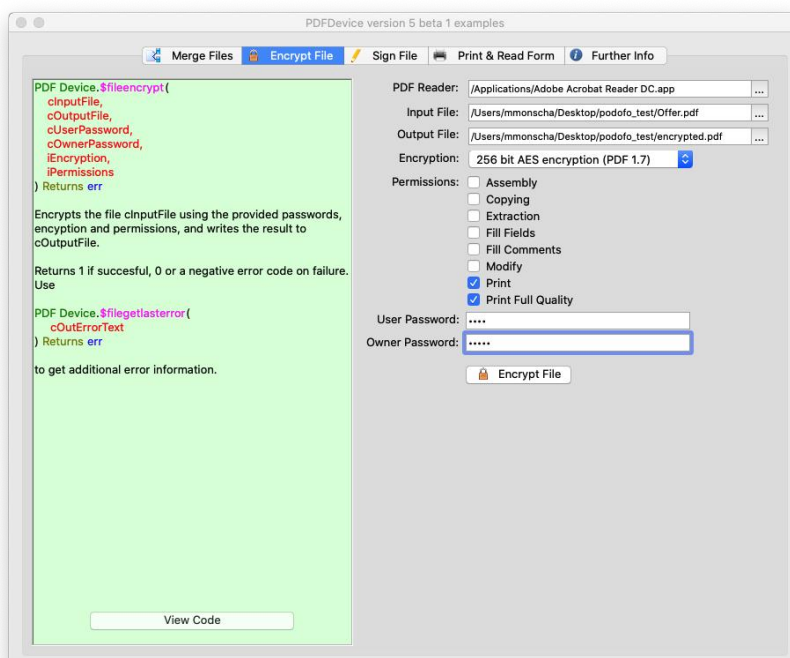
### PDF File Merging

Merge two existing PDF files using the new function PDF Device.\$filemerge.



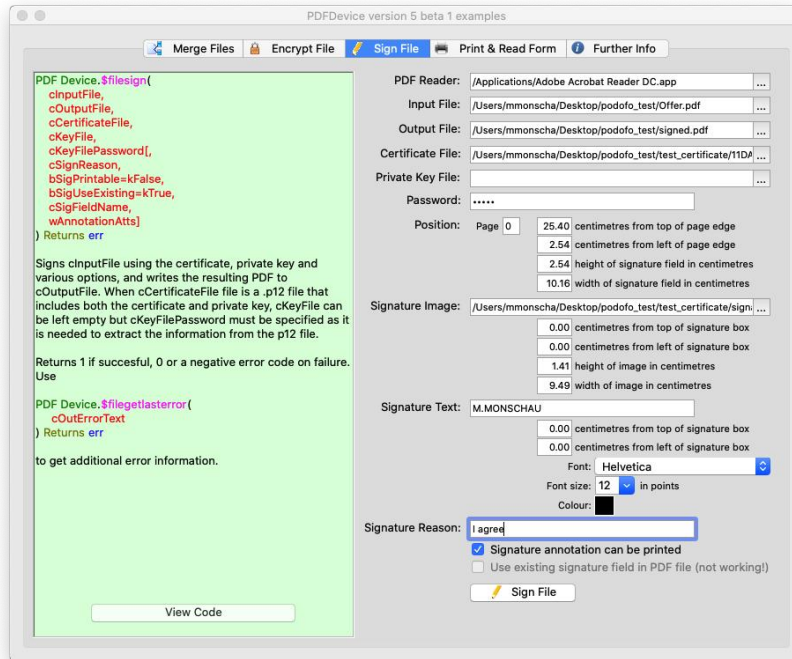
### Encrypt PDF files

Encrypt any PDF file using a number of encryption algorithms, including 256bit AES encryption, using the new function PDF Device.\$fileencrypt.



## Sign PDF Files

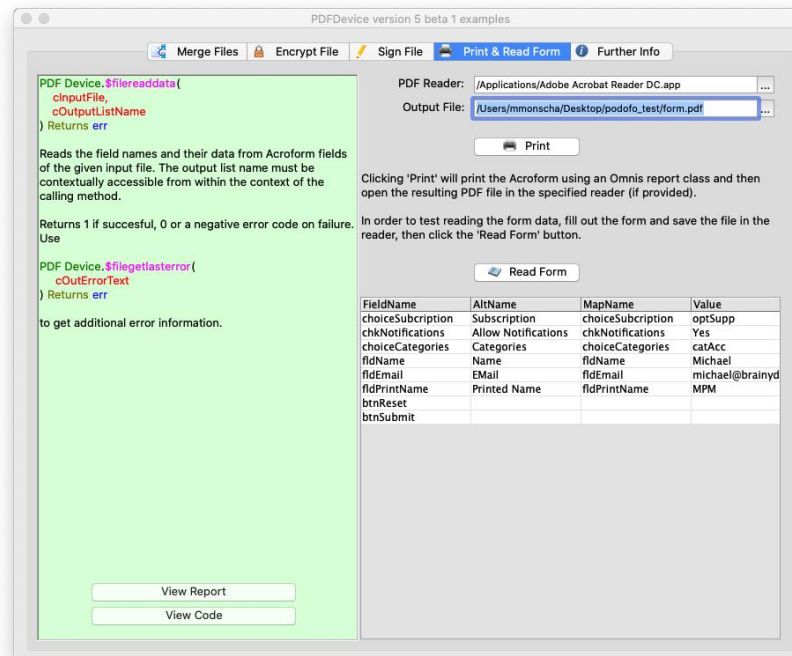
Sign existing PDF files using .p12 or .pem certificates using the new function `PDF Device.$filesign`.



## Print and read AcroForms

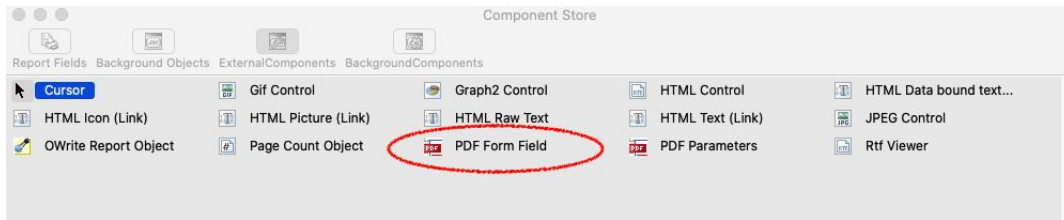
You can add AcroForm fields to Omnis reports and print them to PDF files using PDFDevice. Then using Adobe Reader (or other third party readers), the form can be filled in and PDFDevice can extract the data, or the submit button can be coded to send an HTTP post message to your servers to submit the form data.

To read data from a PDF file you use the new function `PDF Device.$fileraddata`.

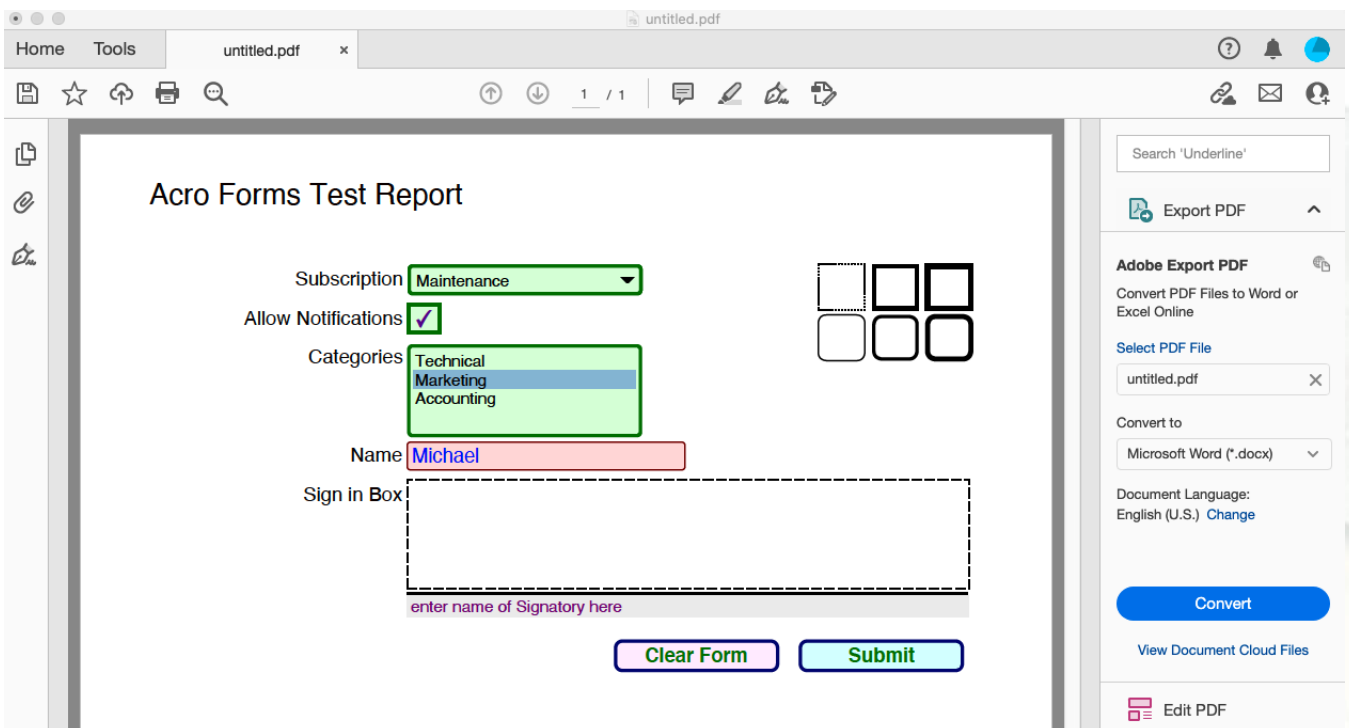
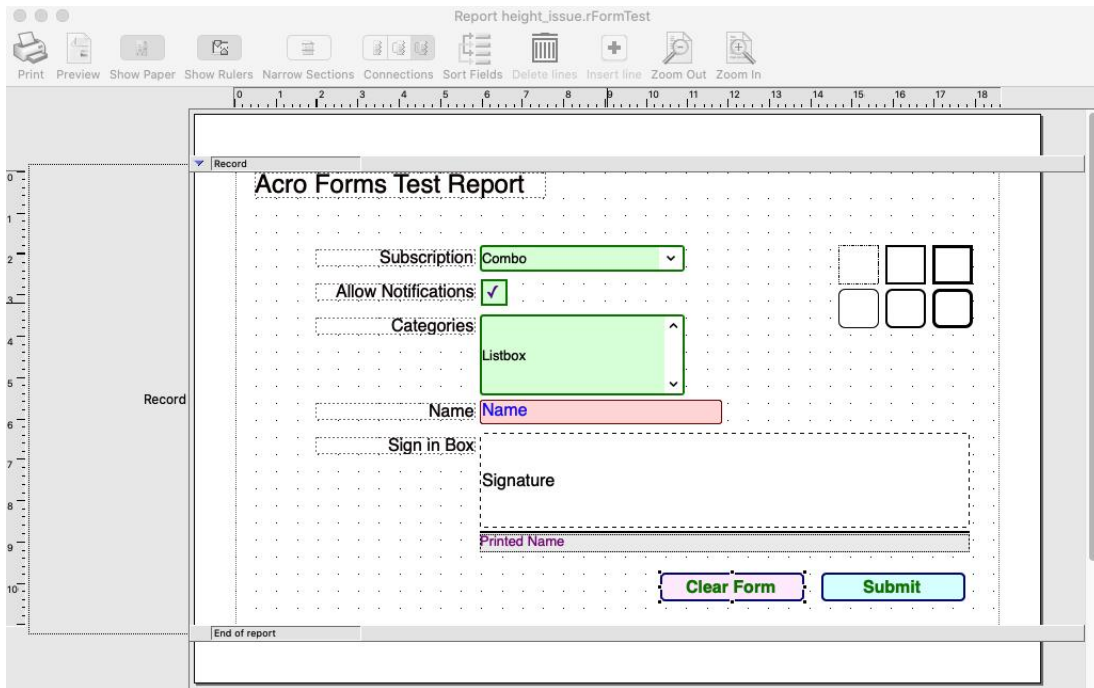


To generate AcroForms you must create a suitable Omnis report class. There is a new report object that can be used to add AcroForm fields to PDFDevice<sup>1</sup>.





The new "PDF Form Field" report object has a number of AcroForm Field specific properties which are documented in the beta release notes. The Form Field object currently supports all standard AcroForm field types, except Radio Buttons which will not be supported for the time being. However, there is the option of Combo and List boxes to support single and multi-choice form options.



The form submit button can be assigned an URL that will send the form data via a POST to an HTTP server.

## The new static \$file... functions

There is a new set of static functions that implements the merging, signing and encryption of existing PDF files<sup>2</sup>. These are available from the Omnis Catalog.

1. These objects will not print to any other report destination.
2. Please be aware we can only guarantee that these features will work fully with PDF files produced by PDFDevice, although pre-beta tests have not shown any issues with PDF files that were produced by other tools.



## Other Feature & Maintenance Release

---

### oWrite version 5.1

This is a minor feature release and can be downloaded from the following locations

oWrite Desktop: [https://support.brainydata.com/owrite\\_su.htm](https://support.brainydata.com/owrite_su.htm)

jsOWrite Server/Client: [https://support.brainydata.com/jsowrite\\_su.htm](https://support.brainydata.com/jsowrite_su.htm)

Please make sure you read the release notes and perform your own tests prior to releasing the software to your clients.

---

### **IMPORTANT: New Bank Account Details**

---

Our international payment IBAN and SWIFT BIC codes have changed. For the time being, the previous codes will continue to work, but we urge you to update your records prior to making your next payment.

The new bank details are available here

<https://shop.brainydata.com/howtopay.pdf>

You will require the password for the PDF which you can find in a previous email that accompanied our invoice. If you cannot find it, please contact our admin department.

---



### Important Links

---

News: <https://home.brainydata.com/news.htm>

Products & pricing: <https://products.brainydata.com>

Demo/Examples Downloads: <https://demos.brainydata.com/download.htm>

GitHub: <https://github.com/BrainyData>

Sponsors: <https://home.brainydata.com/sponsors.htm>

Feedback: <https://home.brainydata.com/customers.htm>

Online Documentation: <https://supportpublic.brainydata.com/documentation.htm>

Technical notes: <https://supportpublic.brainydata.com/technotes.htm>

Support Request Form: visit <https://supportpublic.brainydata.com> and click "Software Downloads"

Software Downloads: visit <https://supportpublic.brainydata.com> and click "Contact Support"

---

This newsletter is for informational purposes only. Brainy Data assumes no responsibility for its accuracy, and the information is subject to change without notice. Any use of, or actions taken based upon, any of the information contained in this newsletter is done entirely at your own risk.

Copyright (c) 2021 Brainy Data Limited

---

This document was produced by OWrite and PDFDevice.